


C-300/C-400

Automatic Case Erectors




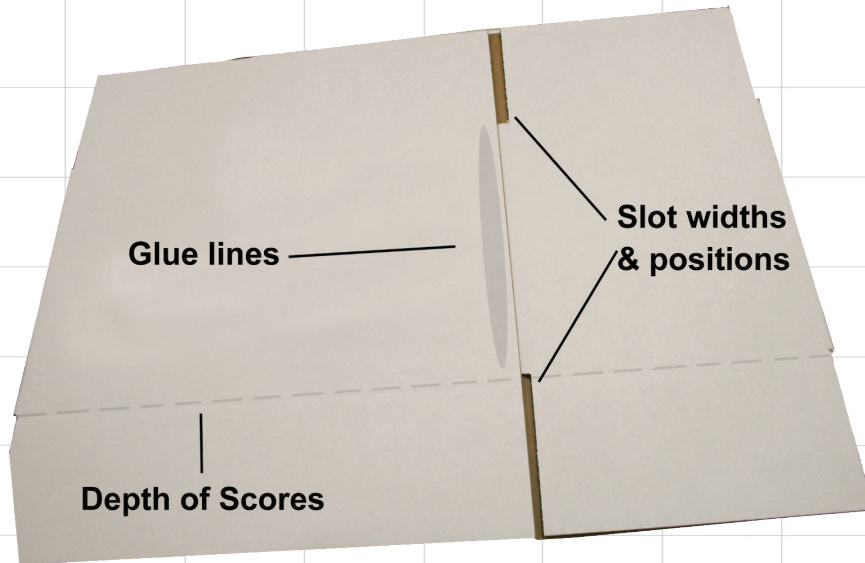
**Lantech Case Erectors Deliver
Square Cases . . .**

. . . And Don't Jam!




C-300/C-400


Overcome Common Case Manufacturing Variations . . .




Unique hinged pickup and folding frame reliably opens cases by placing erecting frame suction cups on two panels of blanks



Innovative slotted flap folders fold major flap along their entire length for maximum control



All flaps are folded while case is held square in the erecting frame



Belt driven exit pulls case over tape head

Case Erector Specifications

PERFORMANCE CRITERIA**	C-300	C-400
■ Throughput Speed	10 cases per minute	8 cases per minute
■ Case Size Minimum (O.D.)	7 7/8"L x 5 7/8"W x 5 7/8"H	7 7/8"L x 5 7/8"W x 5 7/8"H
■ Case Size Maximum (O.D.)	19 5/8"L x 13 3/4"W x 20 3/4"H	24 3/8"L x 17 3/4"W x 25 1/2"H
** Minimum and maximum case heights vary depending on case widths.		
CASE CRITERIA		
■ Case Type	RSC, HSC	RSC, HSC
■ Flute Type	B, C	B, C
■ Wall Type	Single wall	Single wall
BOTTOM SEAL		
■ Bottom sealing method	Tape	Tape
■ Tape Head	Lantech TH Series	Lantech TH Series
MACHINE SHIPPING WEIGHT		
■ Shipping Weight (including skid)	1400 lbs.	2182 lbs.
SERVICE REQUIREMENT		
■ Air	80 psi, clean dry air	80 psi, clean dry air
■ Electric	230v, 3ø, 15amp, 60Hz	230v, 3ø, 15amp, 60Hz
WARRANTY		
	3 years Unlimited cycles	3 years Unlimited cycles

Specifications subject to change without notice. Lantech systems and sub-systems are protected by U.S. and foreign patents. Additional U.S. and foreign patents pending. © Lantech 2012

